

# State of the City report: London's Highways 2019

*This is London's third annual report on the state of its highway assets, including roads, footways, cycle routes, street lighting, bridges, tunnels, drainage and trees. It provides key information on asset numbers, condition and funding – and the growing £1 billion maintenance backlog. It covers roads owned by London boroughs and Transport for London.*


Highways are the arteries of the capital, supporting millions of journeys every day, including walking, cycling, public transport, private cars, commercial and emergency vehicles. They benefit everyone, supporting healthy travel choices, social activity and the city's economy – they are vital to London's status as a competitive and successful international city.

But London's highways are suffering because London receives an unfair maintenance deal from the government. Outside London, all English authorities receive an annual governmental settlement to support highway maintenance (**£3.66 billion in 2017/18**) – at the same time, London receives nothing. This is leading to chronic underinvestment in the capital's highways with declining condition and an ever increasing maintenance backlog – **estimated now to be over £1 billion.**

London boroughs and TfL are doing their best to fund highway maintenance using their own budgets...**but this is not enough, with an estimated maintenance shortfall of over £100 million in 2019.**



**London has: 17,000km of carriageways** - equivalent to the distance from London to Melbourne




**London has: 26,000km of footways** - equivalent to the distance from London to Cape Town and back



**4,300 structures with an area of over one million m<sup>2</sup>** - equivalent to 140 Wembley pitches



**More than 600,000 street lights using more than 230 GWh of energy** - equivalent to 62,200 UK households

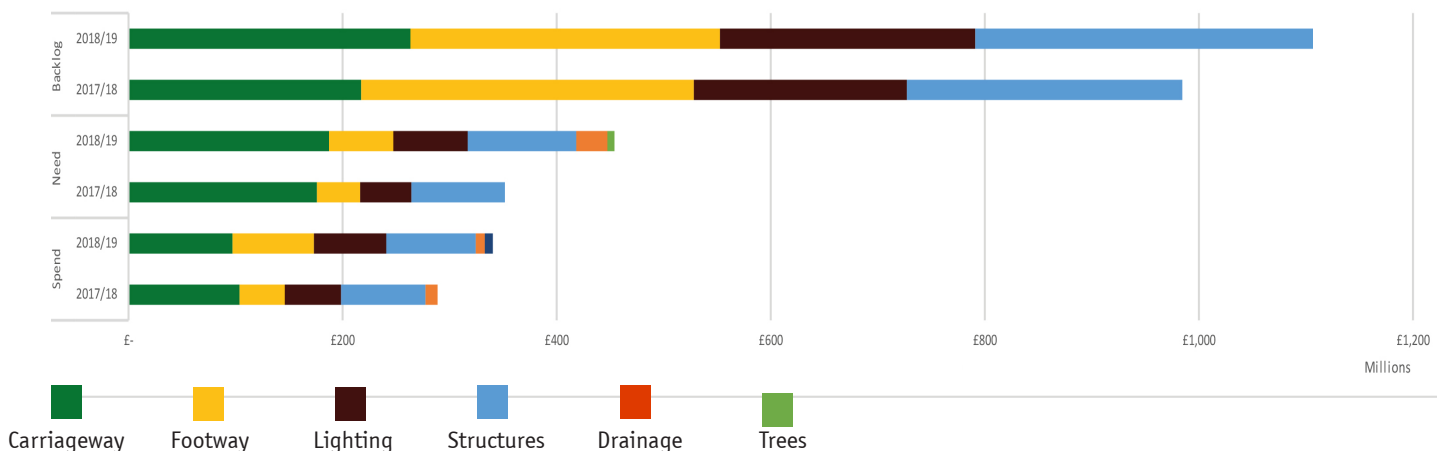


**More than 670,000 pipes and gullies** - enough to drain two olympic swimming pools every second



**More than 720,000 street trees** - that absorb more than 398 tonnes of CO<sub>2</sub> a year

Spend, need and backlog 2017/18 v 2018/19 by asset type



The London Technical Advisors Group (LoTAG) is a network of highway and transport officers that represent all boroughs and Transport for London. It promotes and encourages innovate and collaborative asset management and supports highway professionals to make best use of limited budgets.



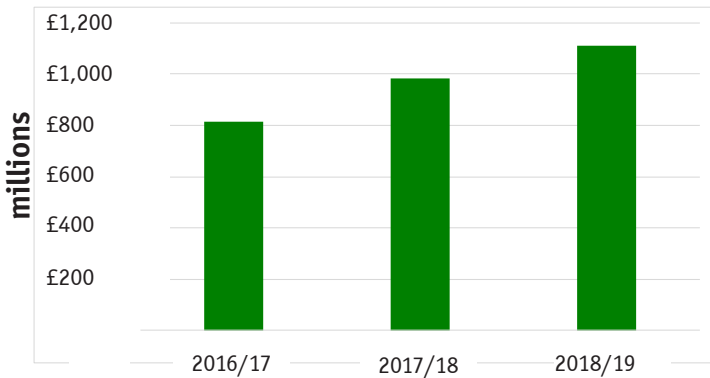
## We need change

If the current funding conditions remain, the future state of the capital’s infrastructure is clear: failing highways, more potholes, more closed bridges and tunnels, more failed street lights and traffic signals, and an inability to deal with Climate Change, causing more flooding; not an attractive prospect for the UK’s capital.

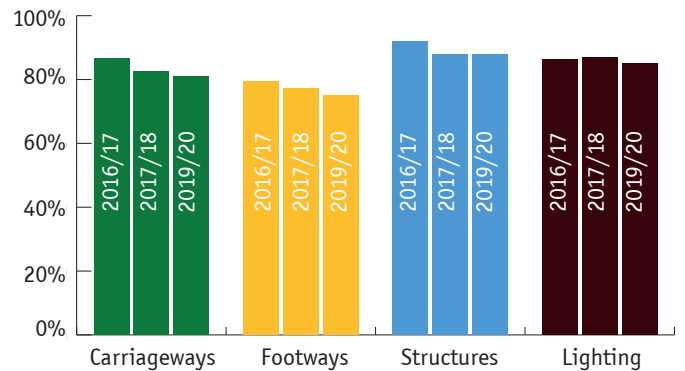
We are simply asking that we are treated the same as all other English highway authorities when the government sets its budget – that’s a fair ask.



Increasing maintenance backlog (below) and borough comparison (map)



Declining asset condition



## We need your help

We are asking London’s MPs, Assembly Members and local councillors to support the call for a fair deal for London. This report gives you the high level figures, use them to highlight the plight of London’s highways.

## What next?

LoTAG and London Councils will continue to make the case for London’s highways, continuing the call for a fair settlement for London. LoTAG will continue to support boroughs and collect the information that illustrates the worsening picture for highways in the capital.

For more information, please contact:  
[angela.wilson@lotag.co.uk](mailto:angela.wilson@lotag.co.uk)