

CHILD AND ADOLESCENT MENTAL HEALTH SERVICES

A fact sheet on the Child and Adolescent Mental Health Services in the London Borough of Hounslow.

1 Activity

Table 1: Activity Summary for CAMHS Teams 2008/09 to 2010/11

Teams	2008/09	2009/10	2010/11
Hounslow CAMHS Adolescent Team	2045	2234	1617
Hounslow CAMHS NDT Outpatients	1737	1640	2449
Hounslow CAMHS Outpatients East Team	0	0	0
Hounslow CAMHS Childrens and Family Team	1577	1863	1744
Tier 3 Total	5359	5737	5810
Hounslow CAMHS BEST	0	0	0
Hounslow CAMHS CDT	0	0	1
Hounslow CAMHS looked After Children	45	209	204
Hounslow CAMHS PMHW	2	0	0
Hounslow CAMHS Learning Disabilities Team	64	149	19
Tier 2 Total	111	358	224
TOTAL	5470	6095	6034

Table 2: Activity by CAMHS Teams 2010/11. Data: West London Mental Health Trust

Contact Type	Appointment Type	Adolescent Team	% Team	Outpatients	NDT %	Childrens and Family Team	% CDT	% Looked After Children	Learning Disabilities	Total		
FTF	Community	8	1	8	0	50	3	0	0	1	5	67
	Consultation	29	2	49	2	26	2	0	0	33	16	138
	CPA Review	17	1	3	0	13	1	0	0	1	1	34
	First Appointment	39	2	69	3	42	2	1	100	0	0	157
	Follow up appointment	1192	74	2076	85	1251	72	0	0	152	75	4681
	Follow up Appointment - 48 Hours	3	0	1	0	1	0	0	0	0	0	5
	Follow up appointment - 7 Days	11	1	1	0	3	0	0	0	0	0	15
	Follow up assessment	29	2	46	2	20	1	0	0	8	4	103
	Generic Appointment	98	6	1	0	29	2	0	0	0	0	128
	New Patient Assessment	130	8	93	4	165	10	0	0	10	5	399
	Review	30	2	93	4	57	3	0	0	0	0	180
	Standard Treatment	3	0	1	0	81	5	0	0	0	0	85
	Unplanned Contact	25	2	3	0	6	0	0	0	0	0	3
FTF TOTAL		1617		2444		1744	1			204	19	6029
Telephone	Telephone Contact	107		49		253	0			12	21	442
Telephone TOTAL		107		49		253	0			12	21	442
DNA	DNA/Not seen - no change to plan	587		494		383	0			2	10	1476
DNA TOTAL		587		494		383	0			2	10	1476
CANCELLATION	Cancelled by Client	222		318		291	0			53	0	884
CANCELLATION TOTAL	Cancelled by HCP	28		137		56	0			10	0	231
		250		455		347	0			63	0	1115

Table 3: Rate of non attendance (DNA) by CAMHS team 2010/11. Data: West London Mental Health Trust

Team	Total DNA	Total Face To Face	DNA Rate
Hounslow CAMHS Adolescent Team	587	1617	27
Hounslow CAMHS NDT Outpatients	494	2444	17
Hounslow CAMHS Outpatients East Team			
Hounslow CAMHS Children and Family Team	383	1744	18
Tier 3 Total	1464	5805	20
Hounslow CAMHS BEST			
Hounslow CAMHS CDT	0	1	0
Hounslow CAMHS Looked After Children	2	204	1
Hounslow CAMHS PMHW			
Hounslow CAMHS Learning Disabilities Team	10	19	34
Tier 2 Total	8	224	3
Total	1472	6029	20

Table 4: Rate of non attendance for first and follow-up appointments by CAMHS team 2010/11. Data: West London Mental Health Trust

Team	First Appointment	First - Did Not Attend	Followup Appointment	Follow Up Did Not Attend	Follow Up 1st DNA %	Follow Up DNA %
Hounslow CAMHS Adolescent Team	61	15	593	181	20	23
Hounslow CAMHS NDT Outpatients	71	12	880	209	14	19
Hounslow CAMHS Children and Family Team	132	19	741	158	13	18
Tier 3 Total	264	46	2214	548	15	20
Hounslow CAMHS BEST	0	0	0	0		
Hounslow CAMHS CDT	0	0	0	0		
Hounslow CAMHS Looked After Children	0	0	0	0		
Hounslow CAMHS PMHW	0	0	0	0		
Hounslow CAMHS Learning Disabilities Team	0	0	0	0		
Tier 2 Total	0	0	0	0		
Total	264	46	2214	548	15	20

Table 5: Rate of non attendance for first and follow-up appointments by CAMHS team 2010/11. Data: West London Mental Health Trust

Team	First Appointment	First - Did Not Attend	Followup Appointment	Follow Up Did Not Attend	Follow Up 1st DNA %	Follow Up DNA %
Hounslow CAMHS Adolescent Team	61	15	593	181	20	23
Hounslow CAMHS NDT Outpatients	71	12	880	209	14	19
Hounslow CAMHS Children and Family Team	132	19	741	158	13	18
Tier 3 Total	264	46	2214	548	15	20
Hounslow CAMHS BEST	0	0	0	0		
Hounslow CAMHS CDT	0	0	0	0		
Hounslow CAMHS Looked After Children	0	0	0	0		
Hounslow CAMHS PMHW	0	0	0	0		
Hounslow CAMHS Learning Disabilities Team	0	0	0	0		
Tier 2 Total	0	0	0	0		
Total	264	46	2214	548	15	20

Table 6: Referral and percentage of inappropriate referrals to Tier 3 CAMHS teams only 2010/11. Data: West London Mental Health Trust

Team	Referrals	% Referrals	Inappropriate Referrals	% Inappropriate Referrals
Hounslow CAMHS Adolescent Team	257	29.0	62	20.1
Hounslow CAMHS NDT Outpatients	241	27.2	96	31.2
Hounslow CAMHS Children & Family Team	389	43.9	150	48.7
Tier 3 Total	887		308	
Hounslow CAMHS EIT	38	57.6	0	0.0
Hounslow CAMHS CDT	1	1.5	0	0.0
Hounslow CAMHS Looked After Children	16	24.2	0	0.0
Hounslow CAMHS PMHW	0	0.0	0	0.0
Hounslow CAMHS Learning Disabilities Team	11	16.7	1	100.0
Tier 2 Total	66		1	
Total	953		309	

Table 7: Source of referral and percentage of inappropriate referrals to Tier 3 CAMHS teams only 2010/11. Data: West London Mental Health Trust

Source of Referral	Tier 3 Referrals	% Tier 3 Referrals	Tier 3 Inappropriate Referrals	% Tier 3 Inappropriate Referrals	% of all referrals that are inappropriate
A&E Department	107	12.1	31	10.0	22.5
Carer	0	0.0	0	0.0	
Community Health Services	0	0.0	0	0.0	
Consultant, other than A&E	0	0.0	0	0.0	
CO - Courts	1	0.1		0.0	0.0
Education Service - LEA	148	8.9	27	4.6	15.4
Education Service - Non LEA	2	0.1	0	0.0	0.0
Employer	0	0.0	0	0.0	
Family / Friend / Neighbour	0	0.0	0	0.0	
General Hospital (ward)	0	0.0		0.0	
General Medical Practitioner	413	27.3	177	31.6	30.0
Internal referral	6	0.5	1	0.3	14.3
Local Authority - other departments	3	0.3	1	0.3	25.0
Local Authority Social Services	60	5.5	26	6.8	30.2
Low Secure MH Services	0	0.0	0	0.0	
Medium Secure MH Services	0	0.0	0	0.0	
Not known	0	0.0	0	0.0	
Other	68	6.6	22	6.2	24.4
Other clinical specialty	57	5.9	21	6.3	26.9
Perm transfer from MH services	19	2.1	3	1.0	13.6
Police	1	0.1	0	0.0	0.0
Self	0	0.0	0	0.0	
Temp transfer from MH services	0	0.0	0	0.0	
Trans from local adolescent MH services	0	0.0	0	0.0	
V71 Clinic - General Hospital (Clinic)		0.0		0.0	
Youth Offending Team	0	0.0	0	0.0	
Total	887		309		

2 Demographics

Figure 1: Age distribution of children referred to Tier 3 CAMHS teams by LEA Education providers 2010/11. Data: West London Mental Health Trust

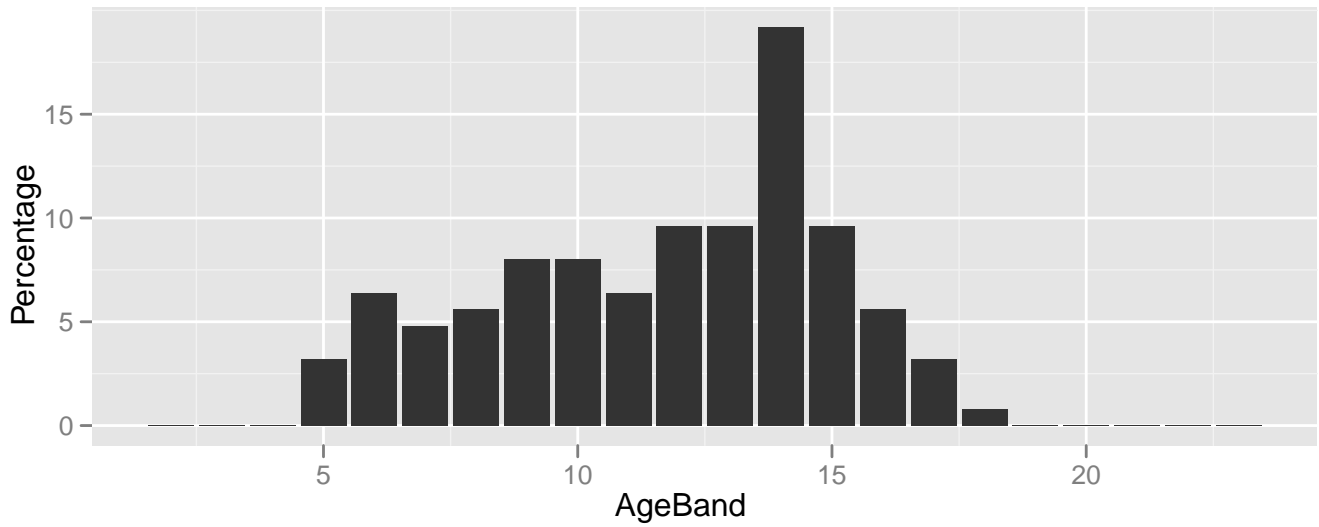


Figure 2: Age distribution of children referred to Tier 3 CAMHS teams by General Practitioners in 2010/11. Data: West London Mental Health Trust

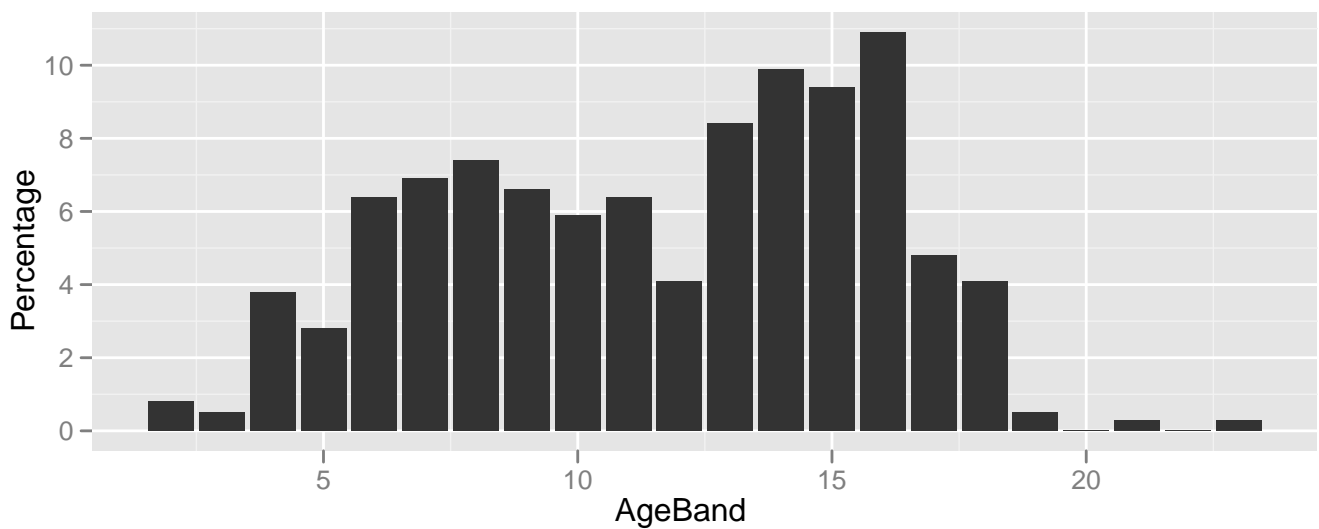


Figure 3: Age distribution of the case load of children seen by Tier 3 CAMHS teams 2010/11. Data: West London Mental Health Trust

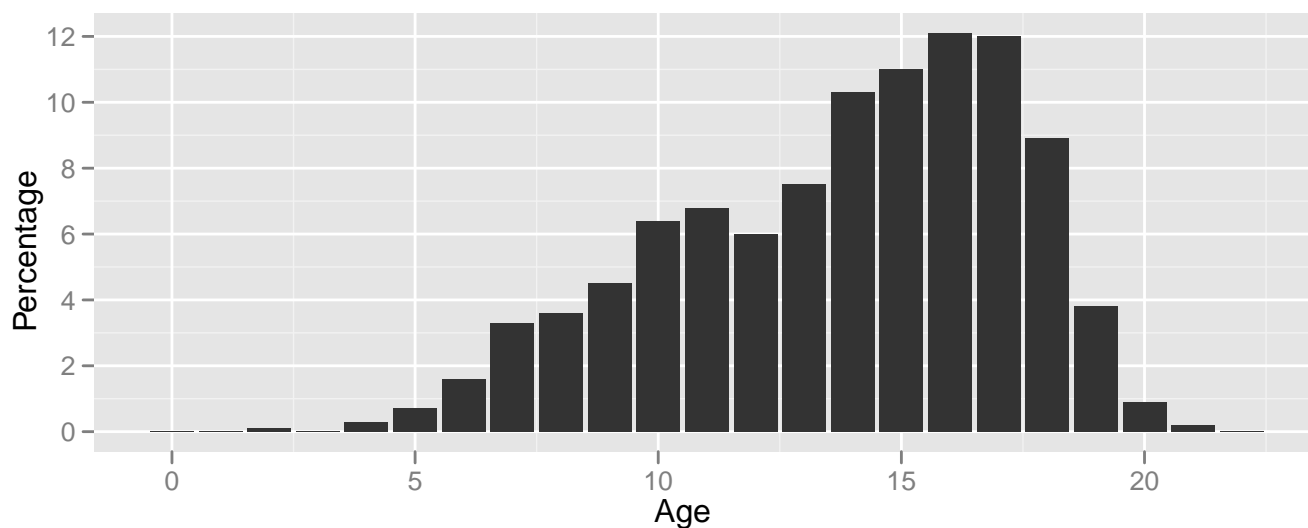


Figure 4: Rate per 1,000 children age 0 to 19 per ethnic group as seen by CAMHS. Data: West London Mental Health Trust and the GLA 2010 Round Ethnic Group Projections - SHLAA. The coding of ethnicity used by CAMHS is different to that used by the GLA, and ethnic groups were aggregated into the broader definitions used in the GLA data.

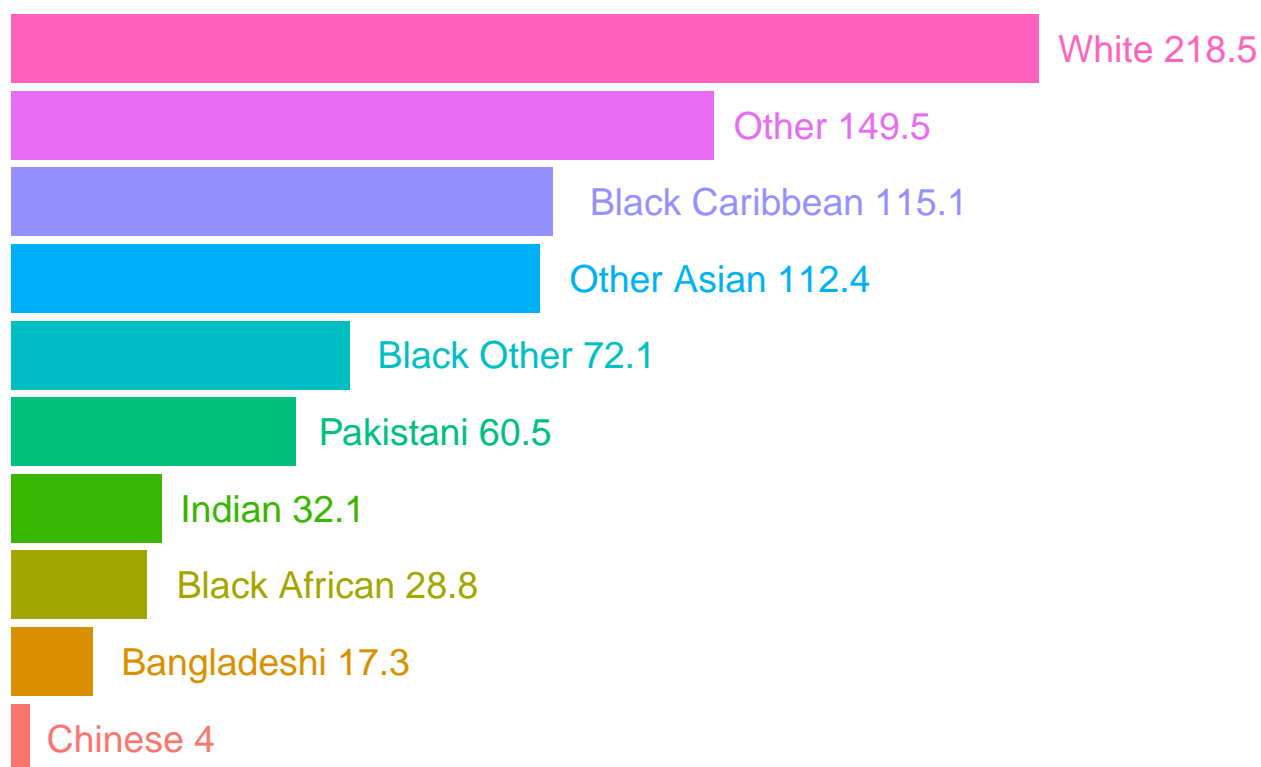


Table 8: Total count of Community Caseloads Open contacts by ethnicity, Tier 3 Teams Only. Data: West London Mental Health Trust

Ethnic Group	Total
A White - British	4984
B White - Irish	15
C White - Any other background	1235
D Mixed - White & Black Caribbean	253
E Mixed - White & Black African	78
F Mixed - White & Asian	167
G Mixed - Any other mixed background	263
H - Asian or Asian British - Indian	405
J Asian or Asian British - Pakistani	287
K Asian or Asian British - Bangladeshi	20
L Asian or Asian British - Any other background	443
M Black or Black British - Caribbean	90
N Black or Black British - African	86
P Black or Black British - Any other background	165
R Other Ethnic Groups - Chinese	2
S Other Ethnic Groups - Any Other Group	322
Z Not Stated (Not Requested)	892
ZR - Not Stated (Client Refused)	43
ZZ - Not Known	245
Total	9995

Table 9: Counts and percentages of unconfirmed diagnoses by ICD 10 block of patients seen by Tier 3 CAMHS teams 2010/11. Data: West London Mental Health Trust

Block	Count	%
Behavioural and emotional disorders with onset usually occurring in childhood and adolescence	4734	47.4
Disorders of psychological development	1341	13.4
Missing Diagnosis	1076	10.8
Neurotic, stress-related and somatoform disorders	1041	10.4
Mood [affective] disorders	824	8.2
Behavioural syndromes associated with physiological disturbances and physical factors	235	2.4
Intentional self-harm	168	1.7
Schizophrenia, schizotypal and delusional disorders	127	1.3
Mental retardation	97	1.0
Persons with potential health hazards related to socioeconomic and psychosocial circumstances	75	0.8
Disorders of adult personality and behaviour	73	0.7
Mental and behavioural disorders due to psychoactive substance use	70	0.7
Unspecified mental disorder	71	0.7
Organic, including symptomatic, mental disorders	16	0.2
Episodic and paroxysmal disorders	10	0.1
General symptoms and signs	11	0.1
Other disorders of the nervous system	11	0.1
Persons with potential health hazards related to family and personal history and certain conditions influencing health status	12	0.1
Symptoms and signs involving cognition, perception, emotional state and behaviour	3	0.0