


**Crime and Disorder Audit 2010-2011  
Executive Summary**

**London Borough of Hounslow**



Working in partnership to make Hounslow a safer place to work, live and visit.

## **Foreword**

Crime affects everyone and is a key concern for residents across the London Borough of Hounslow. The Crime and Disorder Audit 2010/2011 is a comprehensive report about crime, disorder and substance misuse in the borough over the past three years.

It has been produced by Hounslow's Community Safety Partnership ("CSP"): a multiagency partnership that is made up of the Council, Police, Fire Brigade, Primary Care Trust, London Probation Trust and many other partners who work together to reduce crime and disorder in the London Borough of Hounslow.

The Partnership will use the Audit - and feedback from residents - to plan its strategy for reducing crime, disorder and substance misuse for the next three years from 2011 to 2014.

Crime and the fear of crime are important factors that impact on how we feel about our community. Making the borough a safer place for all residents is a key priority for the Community Safety Partnership.

In Hounslow, we recognise that our greatest asset is the richness and diversity of our local population. The Partnership has worked hard to promote community cohesion and develop a settled community, with a common vision and sense of belonging.

This Audit considers the impact of crime and disorder on all our communities. All residents can help to make the borough a safer place.

***Cllr Ed Mayne***

*Cabinet member for  
Community Safety &  
Regulatory Services*

***David Bilson***

*Chief Superintendent  
Hounslow Borough Commander  
Metropolitan Police Service*

## **Acknowledgments**

The Hounslow Community Safety Partnership would like to thank the following organisations for their contribution to this Crime and Disorder Audit.

- British Transport Police;
- Drugs and Alcohol Action Team;
- Government Office for London;
- Hounslow Homes;
- Hounslow Primary Care Trust;
- Hounslow Race and Equality Council;
- London Analysts Support Site;
- London Borough of Hounslow;
- London Fire Brigade;
- London Probation Trust;
- Metropolitan Police Service;
- Office for National Statistics;
- Refuge;
- Victim Support Hounslow;
- West London Gay Men's Project;
- West London Learning and Skills Council
- Youth Offending Service;
- And all members of the Community Safety Partnership

## **Executive Summary**

### **Introduction**

Crime affects everyone, and is consistently a key concern for local residents in Hounslow. The Crime and Disorder Audit 2010/2011 is a report which comprehensively analyses crime, disorder and substance misuse in the London Borough of Hounslow for the last three years (April 2007 to March 2010).

It has been produced by the Hounslow Community Safety Partnership; a multi-agency partnership that is made up of local agencies such as Hounslow Council, Police, Fire Brigade, Probation Services, Health services and other local partners who work together to help reduce crime and disorder in Hounslow.

The Partnership will use the Audit, as well as feedback from residents, to plan its new three year strategy starting from April 2011. The strategy will follow on from the previous Hounslow Community safety Strategy with several strategic themes as priority areas to focus to enable us to tackle the issues identified within this Crime Audit.

These themes are:

Safer Neighbourhood & Town Centres, to prevent crime in neighbourhoods and town centres;

Safer, Cohesive Communities, to prevent crimes against people and communities;

Protecting Young People, to prevent crime committed against or by young people;

Reducing the Criminal Harm of Drugs & Alcohol, to reduce the impact on crime from, and harm caused by, Drugs and Alcohol;

Reducing Re-Offending, to reduce reoffending through partnership integrated offender management; and

Safeguarding Vulnerable People, to protect vulnerable people from harm.

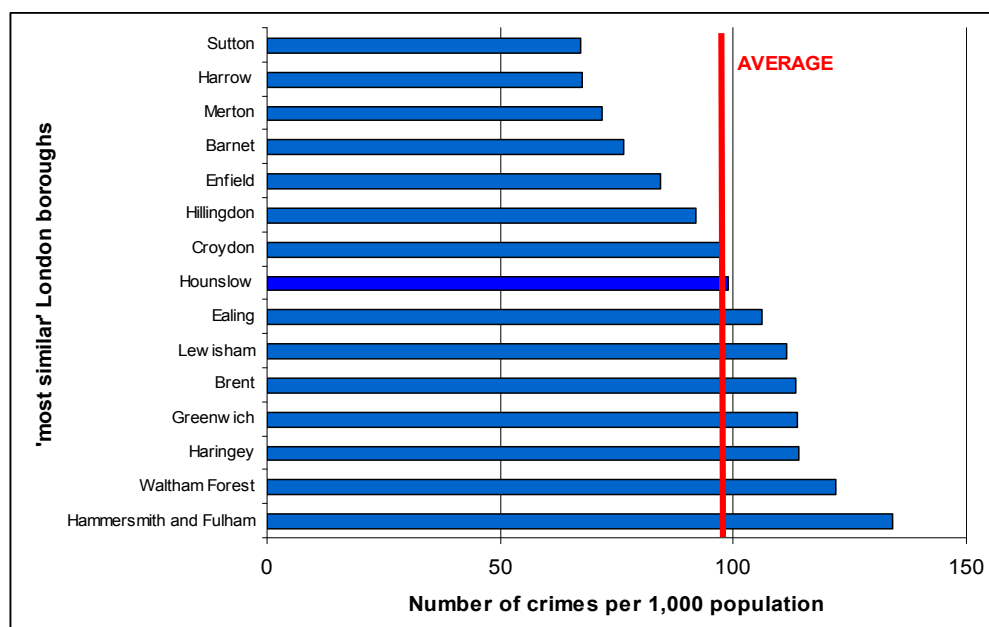
## Crime in Hounslow

The level of crime in Hounslow is steadily decreasing. There has been a 24% reduction in crime since the last Crime and Disorder Audit was completed by the Partnership in 2004 – this equates to about 600 fewer crimes per month.

Over the span of the Audit, crimes have actually increased very slightly and then decreased over the last three financial years. Starting in 2007/2008, there were 23,659 crimes in the borough. This increased by 89 offences to 23,748 in 2008/2009. However, in 2009/2010, the crime levels decreased by 2.5% down to 23,144 reported incidents. The increase in 2008/2009 was actually the anomaly over the last six years as there has been year on year reduction in crime levels since 2004.

The Audit spans a difficult time for residents, workers and visitors of Hounslow, as the world wide economic downturn has affected many peoples lives and livelihoods. Events in central London have on occasions taken up resources from Hounslow Police.

Crime in Hounslow fares well when compared to neighbouring and similar boroughs. The table below compares total crime per 1,000 population rates for a selection of Greater London boroughs during the period 2009/2010. The graph shows that the number of crimes per 1,000 population for Hounslow is only very slightly higher than the average for the 15 boroughs selected; the average crime rate is 98 crime per 1,000 population compared with



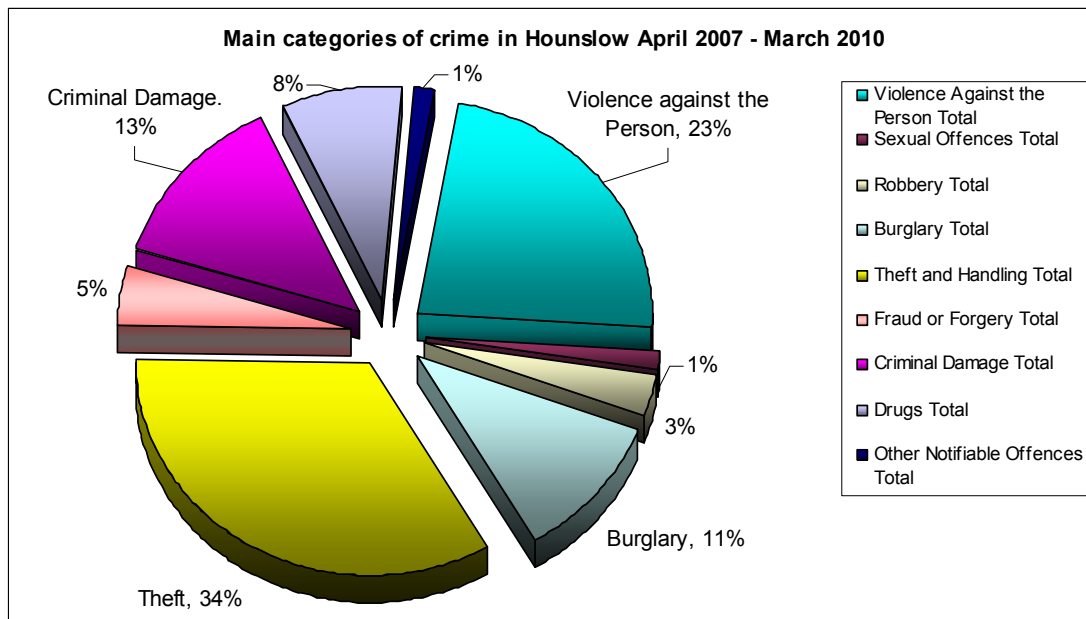
Hounslow's figure of 99. If selecting the West London Alliance boroughs<sup>1</sup>, Hounslow is below the average of these 6 boroughs.

The analysis of the findings in the Crime Audit has identified priority areas for crime and disorder of high importance for the Community Safety Partnership and Hounslow residents.

- There were a total of 18,210 incidents of Victim Based Crimes within the four Town Centres of the Borough (Hounslow High Street, Feltham High Street, Brentford High Street, and Chiswick High Road).
- Theft from Motor Vehicles has increased by 11% in the last year, and Domestic Burglary has increased by 13% in the same period.
- Violence against the person offences, including offences of serious assault, has increased by 5% since 2007/2008, where the majority of offences are in Hounslow Town Centre.
- Domestic Violence has reduced by 4% in 2009/2010, but incidents are still higher than at 2007/2008.
- Hate Crime is still prevalent in the borough with nearly 900 incidents being reported to the police.
- Fly Tipping and Graffiti incidents reported to the Local Authority have increased by 11% since 2007/2008.
- Anti-Social Behaviour in Town Centres, Hounslow Homes estates and at Transport hubs and stations occurs on a frequent basis.
- There were 287 young people entering the criminal justice system for the first time. Although this was a reduction against the previous period, it is clear that more can be done to reduce this further.
- During 2009/2010, there were 666 positive drugs tests following an arrest for a trigger offence. During this period, there were 1843 drug related incidents reported to the police.
- 220 offenders were assisted back into employment from 1514 offenders within the Probation system.
- Adult abuse happens, and reported cases have increased by 20% in the last two financial years.

---

<sup>1</sup> <http://www.westlondonalliance.org/> The WLA comprises the boroughs of Brent, Ealing, Hammersmith & Fulham, Harrow, Hillingdon and Hounslow



<p><b>Violence against the person</b></p> <p>Murder Wounding/GBH Assault With Injury Common Assault Offensive Weapon Harassment Other Violence</p>	<p><b>Theft and Handling Total</b></p> <p>Theft/Taking Of Motor Vehicle Theft From Motor Vehicle Motor Vehicle Interference &amp; Tampering Theft From Shops Theft Person Theft/Taking Of Pedal Cycles Other Theft Handling Stolen Goods</p>
<p><b>Criminal Damage</b></p> <p>Criminal Damage to a Dwelling Criminal Damage To Other Buildings Criminal Damage To Motor Vehicle Other Criminal Damage</p>	<p><b>Burglary</b></p> <p>Burglary in A Dwelling Burglary in Other Buildings</p>

### Safer Neighbourhoods & Town Centres

#### Motor Vehicle Crime

Theft from Motor Vehicles has seen an increase of 11% in the last financial year. Over the period analysed for the Audit, there were 6790 incidents recorded, which equates to nearly 10% of all crimes recorded.

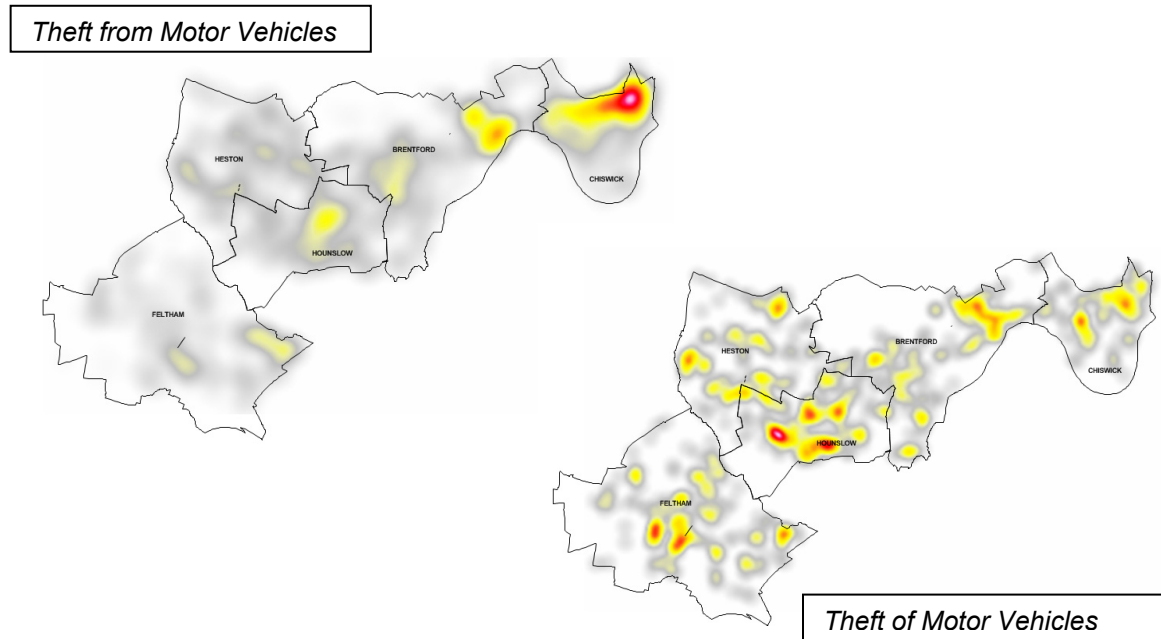
Theft of Motor Vehicles has seen a year on year decrease within the duration of the Audit, reducing by 16% in 2008/2008, and a further 20% in 2009/2010.

Road Traffic Accidents in Hounslow, despite several recent unfortunate incidents, have been reducing in Hounslow. There were 102 incidents where

people were killed or seriously injured during the calendar year of 2008. This figure was reduced to 100 during 2009.

*Where does Motor Vehicle Crime happen?*

During 2009/2010, Chiswick has been highlighted as an area where Theft from Motor Vehicles occurs on regular basis. Areas of Central Hounslow and North Feltham are areas of concern for Theft of Motor Vehicles.



*When does Motor Vehicle Crime happen?*

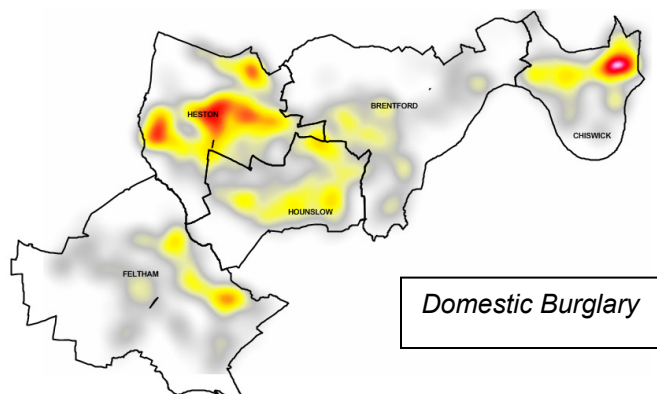
Motor vehicle crime is more likely to occur late in the evenings between 19:00 and 01:00, and happens frequently in the summer.

*Who are the victims of Motor Vehicle Crime?*

Motor vehicle crime frequently occurs to males between the ages of 28 and 47.

**Domestic Burglary**

Domestic burglary has increased by 24% in the last two financial years. Over the period analysed



for the Audit, there were 5388 reported incidents.

*Where does Domestic Burglary happen?*

Domestic Burglary for the last financial year has occurred in Chiswick and in the Heston & Cranford wards.

*When does Domestic Burglary happen?*

Domestic Burglary tends to happen more frequently in the winter months between October and January. Surprisingly, burglaries seem to peak between the hours of 14:00 and 19:00, when about 43% of reports were received during these times.

*Who are the victims of Domestic Burglary?*

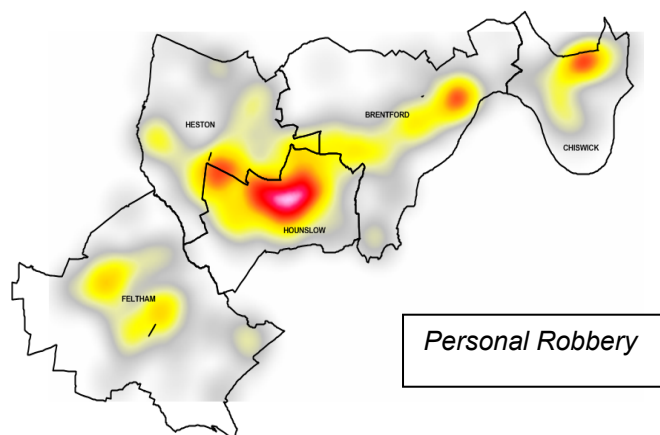
Domestic Burglaries tend to happen to people between the ages of 25 and 49.

Personal Robbery

Personal robbery has seen reductions in offences reported over the last three financial years. In 2009/2010, there was a 23% reduction in offences when compared to 2007/2008.

*Where does Personal Robbery happen?*

Personal robbery offences are most likely to occur in Hounslow Town Centre. This is unfortunately a 'hot-spot' location for most crimes due to it being the boroughs main shopping area any with many transport hubs.



*When does Personal Robbery happen?*

These offences occur most frequently during the hours of 16:00 and 18:00, and again in the late evening between 21:00 and 01:00. Reported offences

also seem to peak on Fridays, but this may be purely anecdotal. Offences are also most likely to occur during the spring months between March and June.

### *Who are the victims of Personal Robbery?*

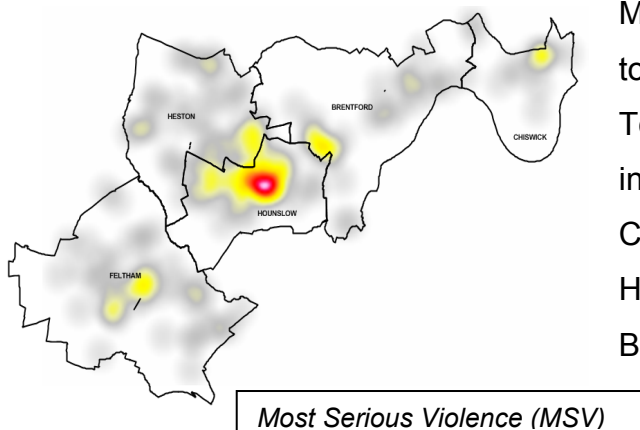
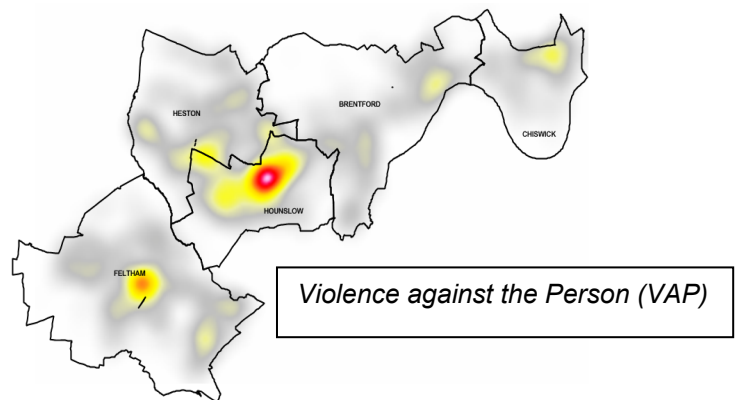
Offences that are reported tend to happen to males (80% of reported incidents) aged between 10 and 18 years.

### Violent Crime, including Violence Against the Person (VAP) and Most Serious Violence (MSV)

VAP offences has seen year on year increases for three consecutive years. Reported offences numbered 5602 in 2009/2010, which was an increase of 5% against offences in 2007/2008. MSV offences, conversely, has shown year on year reductions for the last two financial years, reducing by 17% in 2009/2010 to only 248 offences.

### *Where does Violent Crime happen?*

VAP reported incidents occur in Hounslow Town Centre mostly due this being the main shopping area of the borough which also has a night time economy of public houses. However there are increasing figures of reporting offences within the other town centres in the borough, being Feltham, Brentford, Chiswick, and notably in Hounslow West.



MSV offences were also most likely to occur in and around Hounslow Town Centre with small pockets of incidents occurring in Feltham and Chiswick Town Centres, and the Hounslow Central borders with Brentford and Heston.

### *When does Violent Crime happen?*

VAP offences seem to have several hourly peaks of incidents throughout the day. These are between 13:00 and 14:00, 18:00 and 19:00, 22:00 and 23:00, and 00:00 and 01:00. Offences are most likely to occur on Fridays and Saturdays, and also during the spring months of March to June, and in the autumn between September and October.

MSV incidents occur predominantly during the hours of 21:00 and 02:00, and more likely on Saturdays. The analysis of the month trends do not show any specific months where incidents are more frequent, as reports were as likely to be October as there were in March and May. Reports suggest, on the other hand, that incidents were least likely to occur in July and November where the analysis shows large drops in reports.

### *Who are the victims of Violent Crime?*

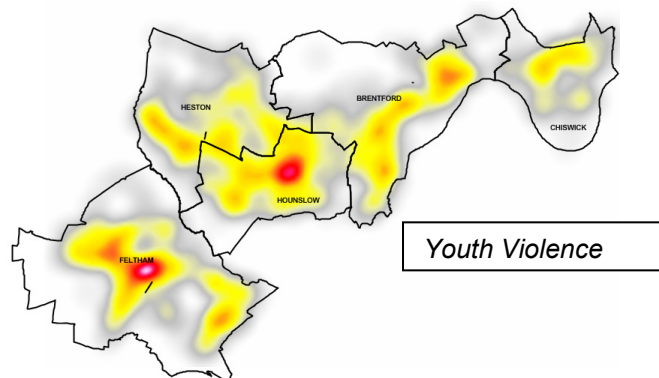
VAP offences were most likely to occur against people aged between 19 and 25 years. Males and females were equally likely to be victims of this type of incidents (50% split).

### Youth Crime

Youth crime has shown year on year reductions for the last three financial years, reducing by 9% in 2008/2009, and a further 6% in 2009/2010. Overall there has been a 14% reduction in youth crime since 2007/2008.

### *Where does Youth Crime happen?*

The two main areas where youth crimes occur are in the town centres of Hounslow and Feltham.



### *When does Youth Crime happen?*

There does not seem to be any particular seasonal trend over the last three years, but offences are more likely to occur during the summer months of July to September, and often occur between 15:00 and 19:00. The highest percentage of youth crime offences occur on a Friday but the number of offences are high throughout the week.

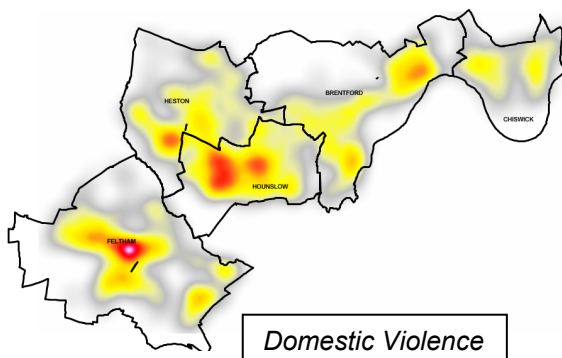
### *Who are the victims of Youth Crime?*

Youth crime incidents, including Common Assault, Assault with Injury, and Personal Robbery, occur seemingly to no particular section of the youth population of Hounslow. Reported incidents have identified that both males, females, White, Asian and Black people are equally likely to be victims of crime.

### Safer, Cohesive Communities;

#### Domestic Violence (DV)

DV reported incidents have decreased in 2009/2010 where there were 1,895 incidents reported to the police. This showed a 4% decrease in reports when compared to the previous period of 2008/2009. However, consideration must be taken as many DV incidents are often not reported directly to the police.



### *Where does Domestic Violence happen?*

Domestic Violence is, unfortunately, a borough wide issue. However analysis has shown that incidents occur more frequently within the Hounslow Heath and Feltham areas.

### *When does Domestic Violence happen?*

DV incidents occur more frequently between the hours of 19:00 and 00:00, which is when nearly 34% of all DV reported incidents occur, and 47% of all

DV incidents occur between Friday and Sunday. There does not seem to be any seasonal trend for DV incidents.

#### *Who are the victims of Domestic Violence?*

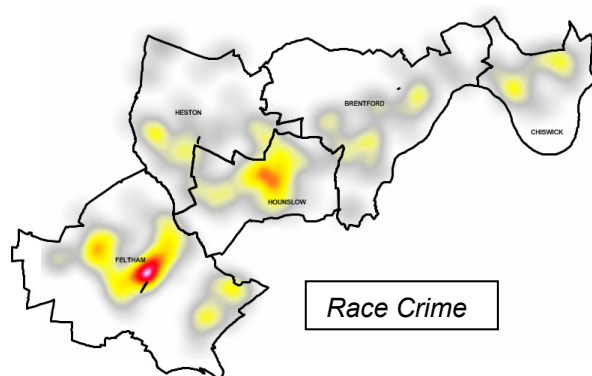
A very high percentage of people who suffer from DV are females between the ages of 26 and 35 years.

#### Hate Crime

Hate crime is a criminal offence motivated by hostility or prejudice against another person based on their age, belief, disability, gender, race, religion or sexual orientation. Racist incidents have decreased by 4% in 2009/2010 when compared to those incidents in 2008/2009. Despite this however, the levels of incidents in 2009/2010 are still 13% higher than those in 2007/2008. Reports of Homophobic incidents have always been low. The anonymous reporting machines administered by the West London Gay Men's Project actually received more reports of Homophobic incidents than the police.

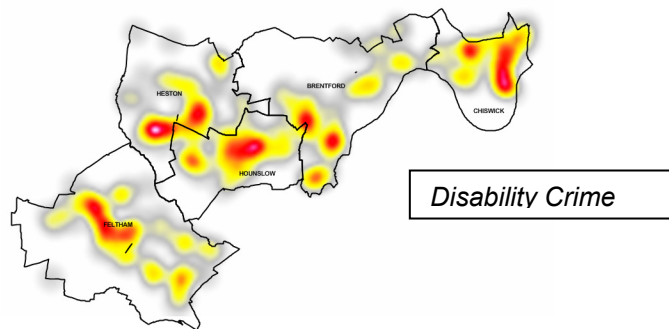
Reports of disability crime are steadily reducing within the borough, with 472 incidents reported in 2009/2010, a 12% reduction when compared to 2007/2008.

#### *Where does Hate Crime happen?*



Racial offences were mostly reported within Feltham town centre and its surrounding areas, although there were also an increasing number of reports of incidents in Hounslow town centre.

Disability crime is a borough wide problem and incidents have occurred in all wards. However, there are a high density of reports of crimes against people with a disability in Hounslow High Street, Isleworth, Bedfont, and Chiswick.



We were not able to map incidents of Homophobic crime.

### *When does Hate Crime happen?*

All types of hate crime could happen at any moment during the day, week or year.

Analysis shows that racial offences seem to peak in the late afternoon, between 15:00 and 16:00, and early evening between 17:00 and 19:00, and occur mostly between Friday and Sunday.

Disability Crime seem to peak on Thursdays and Fridays, but reports are slightly erratic from a time point of view, where incidents peak during several hourly periods in the day, 09:00 – 10:00, 15:00 – 16:00, 17:00 – 18:00, and 19:00 – 20:00.

### *Who are the victims of Hate Crime?*

Race crime reports have identified victims are most likely to be Asian males between the ages of 26 and 35.

### Anti Social Behaviour

Reports of Abandoned Vehicles have nearly halved when comparing the reports received from 2007/2008 to 2009/2010. However Fly Tipping and Graffiti reports have increased in 2009/2010, which can be attributed to better reporting avenues for residents. Both Fly Tipping and Graffiti incidents dealt with by Hounslow Council have increased by 11% in 2009/2010 when comparing to the number of reports in 2007/2008.

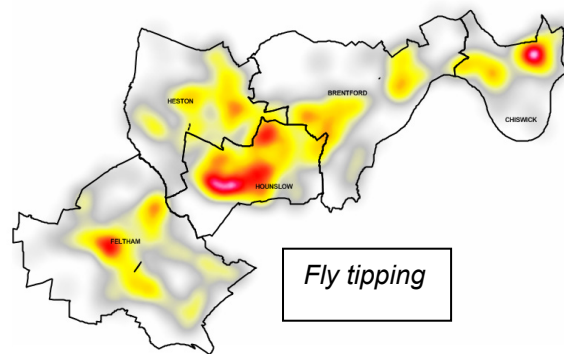
Hounslow Homes saw a reduction in ASB complaints from their residents in 2009/2010, but this was still 16% higher than the levels of ASB in 2007/2008.

In 2009/2010, the London Fire Brigade had to deal with 58 malicious or hoax calls, 129 incidents of deliberate fires on grasslands, 134 incidents of deliberate fires in rubbish, 587 automatic fire alarms that were activated incorrectly.

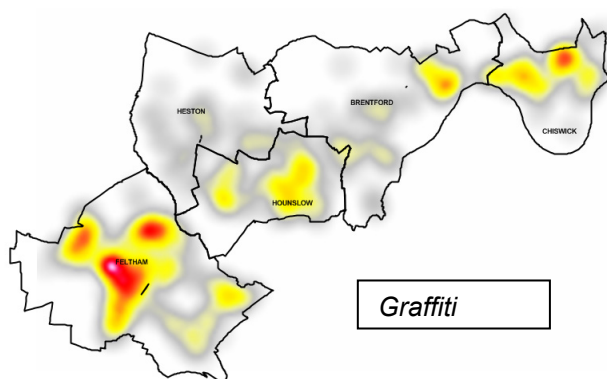
The British Transport Police dealt with 693 incidents of ASB in or near the 14 main transport hubs in the borough, which was a 7% increase when compared to 2008/2009.

### *Where does ASB happen?*

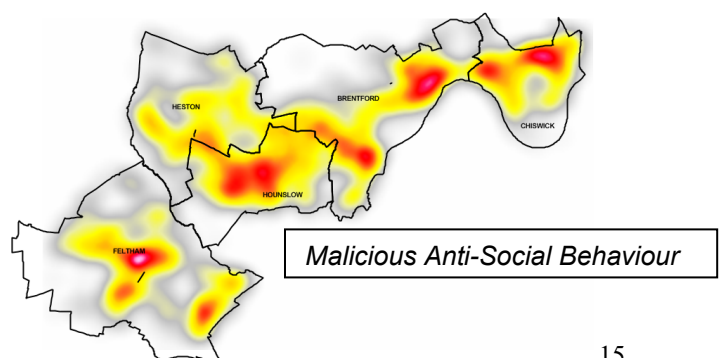
Fly Tipping seems to be a borough wide problem, but high levels of fly tipping occurs in Bedfont, Chiswick, Hounslow Heath, and within and nearby Hounslow Town Centre.



Graffiti incidents occur most frequently in Feltham, Bedfont and Chiswick.



Malicious anti-social behaviour reported to the Police in the year 2009/2010 has a higher concentration around the town centres in Hounslow Borough.



Rowdy inconsiderate behaviour is the main type of anti social behaviour committed in Hounslow.

The transport station with the most incidents dealt by the British Transport Police was Feltham mainline station, where there were 185 incidents of ASB in 2009/2010, and 285 incidents in total (including Theft, Criminal Damage, and Violence). The next station with the most incidents was Hounslow West London underground station.

The Police Safer Transport Teams indicated that an area near Hounslow Bus Garage and the top of Hounslow High Street were the main locations of ASB on Hounslow's bus routes.

#### *When does ASB happen?*

There does not seem to be a trend of when most Fly Tipping and Graffiti incidents occur.

Incidents at transport stations seem to occur more often during the spring and early months between April and July, and peak between 16:00 and 20:00.

Non-emergency calls to the London Fire Brigade, including malicious and hoax calls, deliberate fires in grasslands and rubbish, and accidental fires in dwellings, seem to occur mostly between April and July. Calls for Deliberate fires in grasslands and rubbish seem to peak between 14:00 and 20:00.

Calls by residents to Hounslow Homes regarding anti social behaviour within social housing also seem to be more frequent during the spring and early summer months of April to July.

#### *Who are the victims of ASB?*

Fly Tipping incidents dealt by Hounslow Council are usually on public land throughout the borough and can have a negative effect on nearby residents. Graffiti incidents on any buildings are dealt with Hounslow Council, and also can have a negative effect on nearby residents, especially if the graffiti is racist or of an offensive nature.

### Protecting Young People

Hounslow Youth Offending Service is aimed at young people who are at risk of crime, involved in anti social behaviour, involved in gangs, or are in low level crime which has not yet led to a conviction.

During 2007/2008 334 young people entered the criminal justice system for the first time. During 2008/2009 this number rose slightly to 340. During 2009/2010 this number was further reduced to 287 young people. This represents a 14% reduction in first time entrants since 2007/2008.

The youth re-offending rate of Hounslow's young people at 0.85 new offences per young person, is below (i.e. better than) the London average of 1.06 new offences, and also below the national average of 1.05 new offences per young person.

#### *Where do Youth Offences happen?*

Youth Offenders mainly are based in the west of borough, with offences occurring within Hounslow South, Bedfont, Feltham West, and mostly in Hanworth.

#### *When do Youth Offences happen?*

Main crime hotspots are around Hounslow and Feltham town centres. Analysis for 12 weeks July – October 2010 showed Fridays 1500 – 1800 as the peak time followed by Saturdays.

#### *Who are the victims of Youth Offences?*

The majority of the victims of youth offences were male, with females second and businesses representing a smallest group. The majority of victims are aged over 18 years, with victims under 18 years of age representing approximately 35% of victims.

### Reducing the Criminal Harm of Drugs and Alcohol

In Hounslow, the national database 'Local Alcohol Profiles' tells us that the hospital admissions for alcohol related harm are significantly worse than other areas. Specialist treatment drug development in Hounslow has been subject

to a largely centrally funded programme. The numbers of problematic drug users in effective treatment has consistently improved over the last 2 years. Data from the National Drug Treatment Monitoring System says that in Hounslow there are 554 Opiate users and 248 Crack users.

During 2009/2010, there were 1960 drugs test administered when an arrest was made for a trigger offence under the Drugs Intervention Programme. 37% of clients in the Probation system identified 'Drugs' as a support need.

In incidents of Domestic Violence handled by the Hounslow Domestic Violence Outreach Service, 164 DV victims linked themselves with having a vulnerability to drugs, and 153 linked themselves to alcohol.

#### *Where do Drug and/or Alcohol incidents happen?*

Ambulance calls for alcohol related incidents were mostly in the Hounslow Central ward, followed by Hounslow Heath and Hounslow West.

#### *When do Drug and/or Alcohol incidents happen?*

The most amount of ambulance calls for alcohol related incidents happened during the hours of 20:00 and 02:00, and occurred more frequently during April and May.

#### Reducing Re-Offending

During 2009/2010, Hounslow Probation service supervised 1514 offenders. The main offence type for offenders being supervised by Probation is Assault & Violence.

Offenders in Hounslow need more assistance with choosing lifestyles and associates. There are more offenders with substance misuse problems than the neighbouring boroughs.

#### Safeguarding Vulnerable People

Adult abuse cases to the Safeguarding Adults board have increased year on year from 2007/2008 – this can be attributed to better reporting avenues and

more awareness in reporting abuse. The main adult abuse type is that of an emotional nature, followed by actual physical abuse.

Residents with a disabling illness, such as mental illness, dementia and learning difficulties are also at threat to abuse and crime, but unfortunately reports from these residents are very uncommon, possibly due to fear and lack of knowledge as to how to report such incidents.

*Where does Adult Abuse happen?*

Abuse more often than not occurs in the victims own home – 260 incidents like this occurred during 2009/2010.

*Who are the victims of Adult Abuse?*

Abuse cases more happen frequently to older people (60 years and older) – 128 cases in 2009/2010. 158 cases of abuse happen to people with either a learning disability or a mental illness.

## **Who do I contact if I want to find out more information?**

The Community Safety team supports the Community Safety Partnership in its statutory duty to undertake a yearly assessment of Crime, and to write, implement and monitor a crime reduction strategy every three years.

Further information can be accessed on the Hounslow Council website ([www.hounslow.gov.uk/community\\_safety](http://www.hounslow.gov.uk/community_safety)).

Alternatively the Community Safety Team can be contacted via the following methods:

### **By Letter**

Community Safety  
Community Services  
London Borough of Hounslow  
Civic Centre, Lampton Road  
Hounslow TW3 4DN

### **By Email**

[community.safety@hounslow.gov.uk](mailto:community.safety@hounslow.gov.uk)

### **By Telephone**

020 8583 2503

### **By Fax**

020 8583 2466